

Fact Sheet Number 3

FOLDING

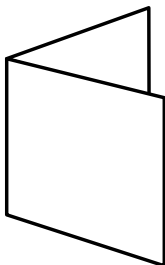


As the ancient art of origami shows, there are a lot of different ways to fold paper.


In the printing world, we have a number of standard folds, some of which are demonstrated below.

Where possible, paper should be folded parallel to the grain of the stock. If folded across the grain, cracking can occur. Paper can also crack when it (or the coating on the paper) is stretched beyond its tolerance.

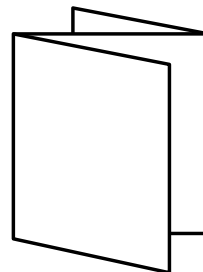
To prevent or reduce cracking on heavier stocks, paper can be mechanically creased before it is folded.



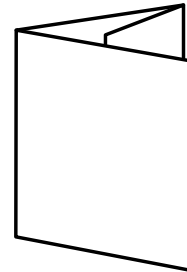
4pp fold.



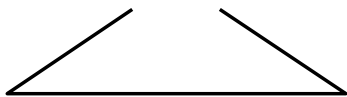
Standard 8pp fold
(French fold)



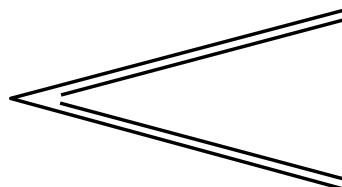
Concertina fold



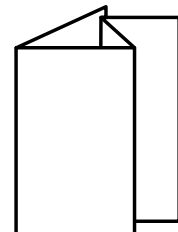
Roll fold



Gate fold



Double gate fold



Double Parallel